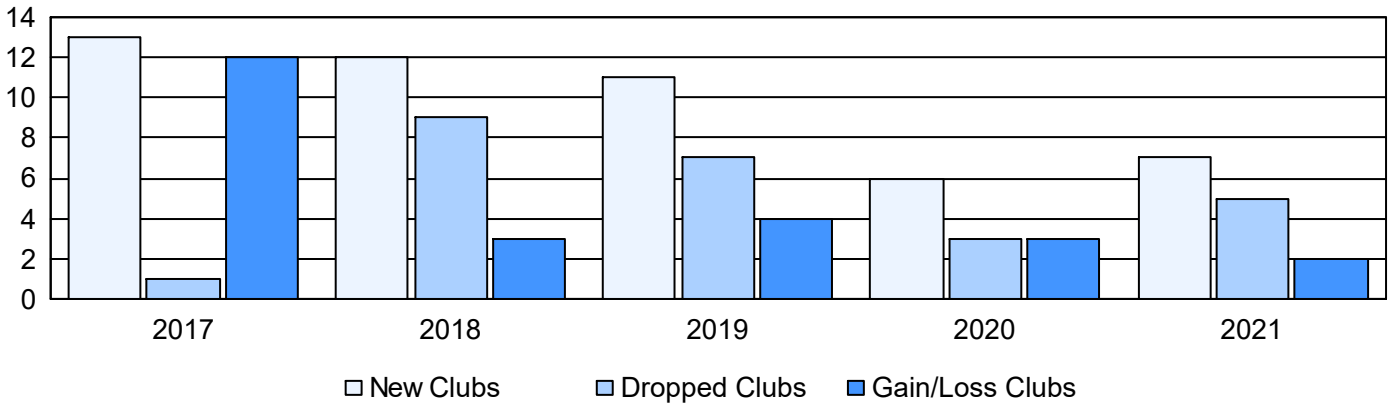
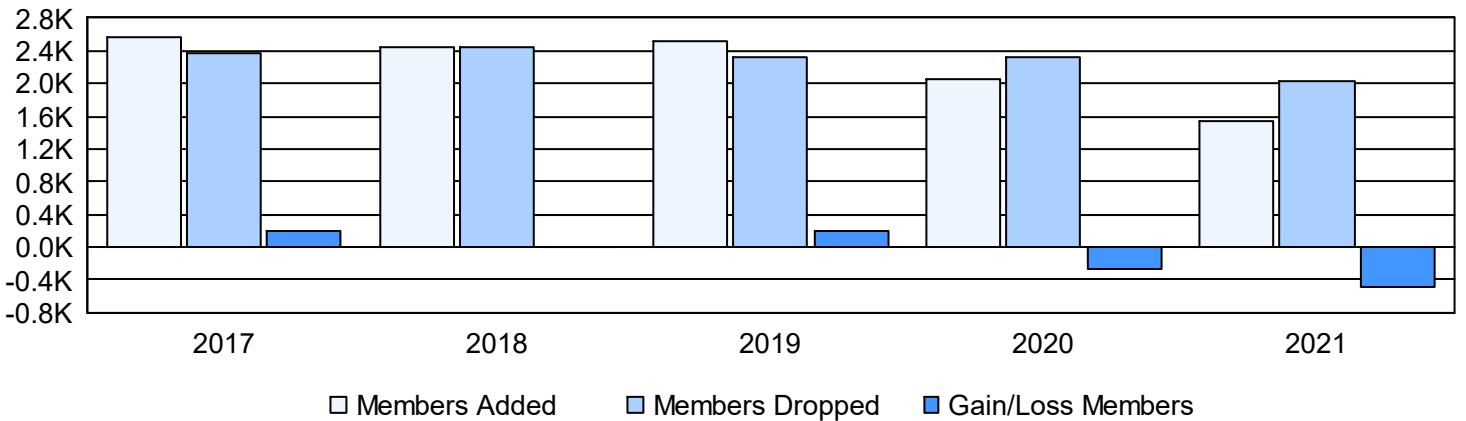


Year	New Clubs	Dropped Clubs	Gain/ Loss Clubs	New Members	Charter Members	Reinstate Members	Transfer Members	Total Member Added	Total Members Dropped	Gain/ Loss Members
2016-2017	13	1	12	2,042	325	29	176	2,572	2,369	203
2017-2018	12	9	3	1,986	267	33	154	2,440	2,433	7
2018-2019	11	7	4	1,969	308	26	209	2,512	2,318	194
2019-2020	6	3	3	1,721	155	24	158	2,058	2,332	-274
2020-2021	7	5	2	1,174	165	35	173	1,547	2,035	-488
<b>Average</b>	<b>10</b>	<b>5</b>	<b>5</b>	<b>1,778</b>	<b>244</b>	<b>29</b>	<b>174</b>	<b>2,226</b>	<b>2,297</b>	<b>-72</b>

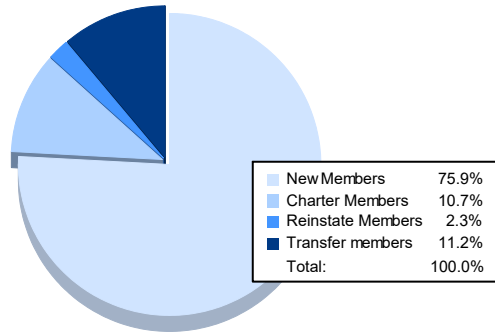
### Clubs



### Members



### Membership Composition June 2021 Cumulative



### Gender Composition June 2021 Cumulative

